



QR ordering link



Patent No. 9,154,180

Passive Drop Line Conditioner/Balancer

TAKE CONTROL of YOUR DROP!

Introducing the industries' first and only 1.2 GHz drop balancer - the **PDLC**. Our *Passive Drop Line Conditioner* has two **JXP** style sockets, one for the forward and one for the return. This allows the technician to balance the forward and return independently at a drop or transponder location. It is built tough, withstanding 6KV surges on both ports. It has rubber insulated pad/EQ guides and comes complete with a RFI shielded cover and zero pads. It is very popular with technicians installing **NEW** Power Supply locations but is also an excellent choice for those unique drop situations. Accessories available are: Attenuators/Pads, Forward Equalizers, Linear Equalizers and Cable Simulators that come in a multitude of values and frequencies. Available in 42/54MHz, 85/108MHz, 65/85MHz or 204/258 MHz splits. Also available without diplexers with both pads sockets in series and passing 5-1218MHz.

- Used to compensate the negative tilt caused by long drops.
- Great in **Power Supply** locations to help condition the Status Monitoring (**DOCSIS modem**).
- Attenuates **Forward only** or **Return only** in short drop situations.
- Helps eliminate distortions in drop amps, STB's and or TV Tuners.
- Allows the technician to find the modem's "**sweet spot**" at customer location.
- Withstands 6KV surge on **both** ports.
- Ability to add additional linear tilt at output of **RfOG** for proper insertion into a **launch amp**.
- Uses standard **JXP** style pads and EQs.

Available Configurations

Part Numbers	Split
◇ PDLC-1201A/6KV	5-42 / 54-1218MHz
◇ PDLC-1201B/6KV	5-65 / 85-1218MHz
◇ PDLC-1201C/6KV	5-85 / 108-1218MHz
◇ PDLC-1201D/6KV	5 -204 / 258-1218MHz
◇ PDLC-1201X/6KV	5 -1218MHz (No Diplexers)



With metal RFI Cover

Accessories

Product	Attenuators	Cable Simulator	Linear EQ	1GHz Forward EQ	870 Forward EQ
Color	Blue	White	Red	Green	Light Blue
Bandwidth	5-1218MHz	5-1218MHz	5-1002MHz	5-1002MHz	5-870MHz
Values	2-20dB (1dB steps)	3-15dB (3dB steps)	2-12dB (2dB steps)	2-20dB (2dB steps)	2-24dB (2dB steps)
Height	0.7" JXP Style				



Passive Drop Line Conditioner/Balancer

Patent No. 9,154,180

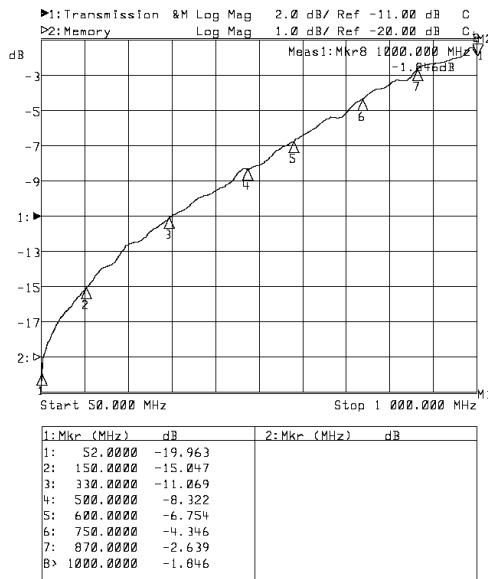
Specifications RF						
Model	Forward			Reverse		
	Bandwidth	Insertion Loss	Return Loss	Bandwidth	Insertion Loss	Return Loss
PDLC-1201A/6KV	54-1218MHz	- 0.75dB	>-18dB	5-42MHz	-2.0dB	>-18dB
PDLC-1201B/6KV	85-1218MHz	- 0.75dB	>-18dB	5-65MHz	-2.0dB	>-18dB
PDLC-1201C/6KV	108-1218MHz	- 0.75dB	>-18dB	5-85MHz	-2.0dB	>-18dB
PDLC-1201D/6KV	258-1218MHz	- 0.75dB	>-18dB	5-204MHz	- 2.0dB	>-18dB
PDLC-1201X/6KV	5-1218MHz	- 0.5dB	>-18dB	5-1218MHz	- 0.5dB	>-18dB

Specifications Mechanical	
Dimensions	
Specifications Electrical	
Surge Withstanding	6KV B3
EMI Shielding (Min) *	110dB
*(measured with cover on)	

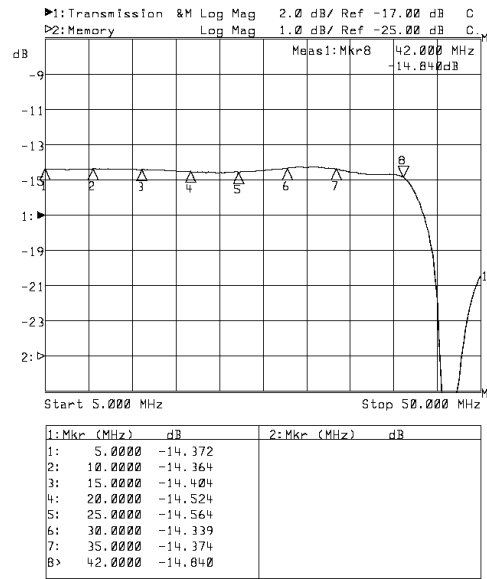


Patent No. 9,154,180

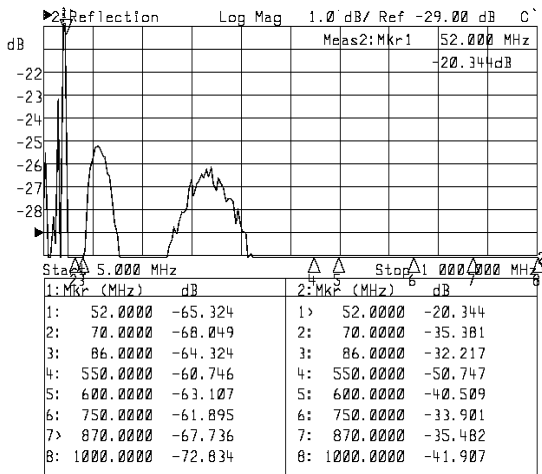
Sweeps PDLC-1201A/6KV



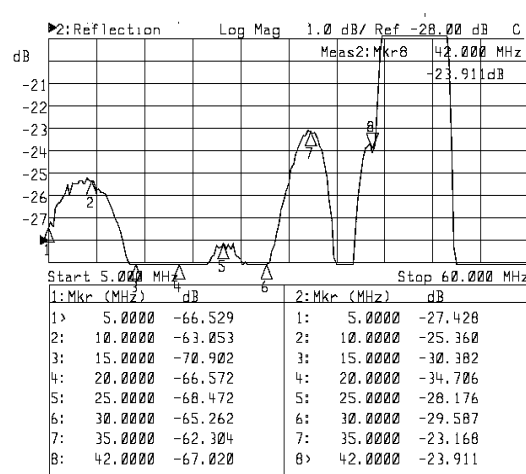
Forward w/18dB EQ



Reverse w/12dB pad



Forward Reflection

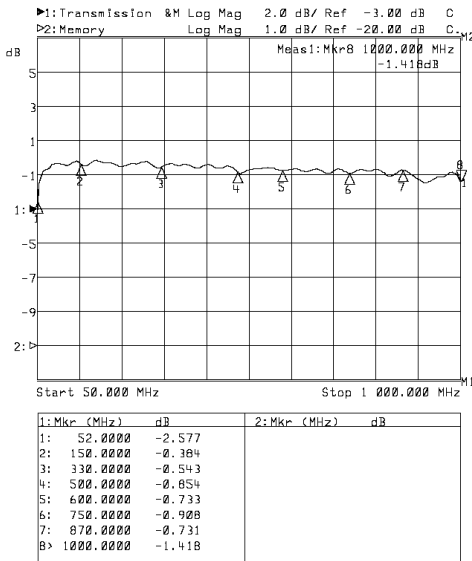


Return Reflection

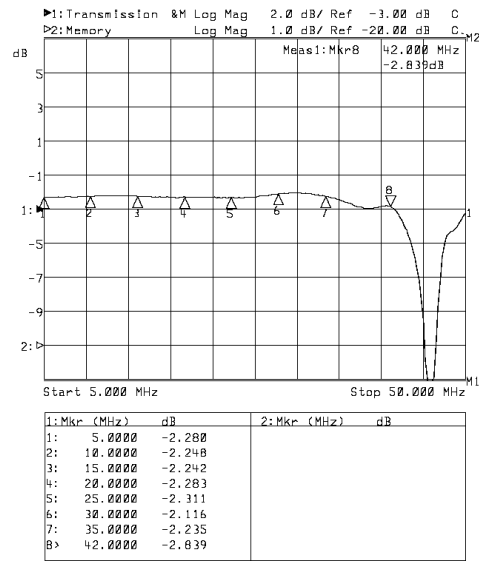


Patent No. 9,154,180

Sweeps (cont) PDLC-1201A/6KV

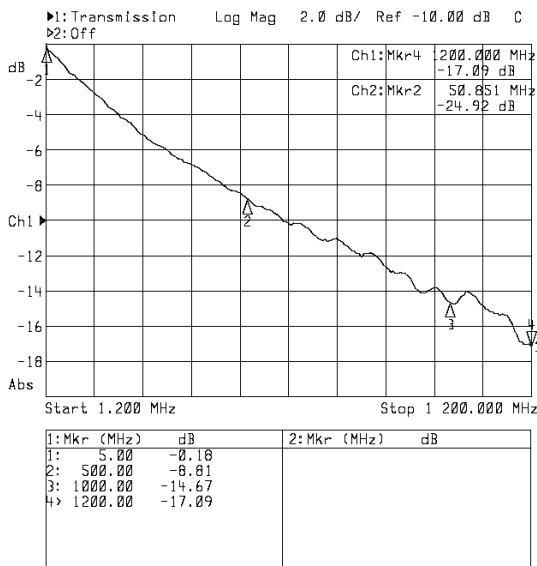


Forward with 0dB Pad

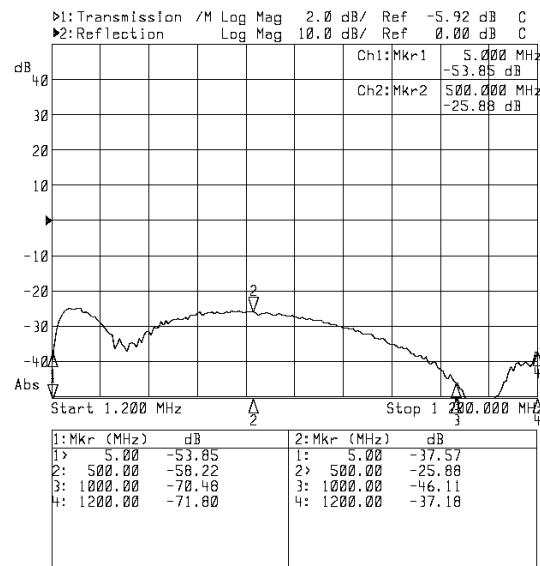


Reverse with 0dB Pad

Sweeps PDLC-1201X/6KV



In/Out with 15dB Cable Simulator



In/Out return Loss